

Copyright Magical525 2018

Legend:

◆ ■ DMC-307  
 + ■ DMC-798  
 ⊗ ■ DMC-741  
 ○ ■ DMC-702  
 ■ ■ DMC-947  
 \* ■ DMC-704

Backstitches:







— DMC-798  
 — DMC-304

# Spring 2018 Mystery Part 8

---

**Author:** Magical525  
**Copyright:** Copyright Magical525 2018  
**Website:** <http://magicalquilts.blogspot.com>  
**Grid Size:** 59W x 59H  
**Design Area:** 3.17" x 3.17" (57 x 57 stitches)

## Legend:

	[2]	DMC	307	lemon   Colour E	(73 stitches, 0.1 skeins)
	[2]	DMC	798	delft blue - dk   Colour F	(292 stitches, 0.1 skeins)
	[2]	DMC	741	tangerine - md   Colour C	(20 stitches, 0.1 skeins)
	[2]	DMC	702	kelly green   Colour A	(364 stitches, 0.1 skeins)
	[2]	DMC	947	burnt orange   Colour D	(84 stitches, 0.1 skeins)
	[2]	DMC	704	chartreuse - br   Colour B	(192 stitches, 0.1 skeins)

## Backstitch Lines:

 DMC-798 delft blue - dk | Colour F (12.67 inches, 0.1 skeins)  DMC-304 Do NOT stitch! (12.22 inches, 0.1 skeins)

Welcome to the eighth part of the Spring Magical Mystery!

Yay no green! Just a whole bunch of yellow!

First: The **red line** marks the area you will stitch **DO NOT STITCH THE RED LINES**

Then: The **blue lines** are the stitching lines for making a biscornu. If you are NOT stitching a biscornu you can also ignore these lines!

To save on constantly starting and stopping thread it would be wise to just park the threads to one side till the next part or until you are sure you no longer need that colour.

Have fun and see you in 4 hours!

Please do leave a message on my blog, <http://magicalquilts.blogspot.com/>, or mention me on Twitter or Instagram with @magical525 if you make this as I'd love to see the results!

This pattern was given for your own personal use on <http://magicalquilts.blogspot.com/>. You may not sell this pattern, nor may you offer kits with this pattern. You may not sell embroideries made with this pattern, it was made for charitable or personal use only.

Please do not post this pattern to other sites but refer back to the blog post. This includes sites such as Instagram, Pinterest and Facebook! So for example saying "I stitched this and you can get the pattern here" with a link is allowed but saving the pattern and uploading it as a file to Facebook or Pinterest etc. is not. You may also not edit my pattern and then post it.

You may of course share your finished results where you like, it's just the pattern itself that may not be shared.