



Copyright Magical525 2018








Legend:

- | | | | | | | | | | | | | | |
|---------------|---------|--|---------|--|---------|--|---------|--|---------|--|---------|--|---------|
| | DMC-741 | | DMC-947 | | DMC-702 | | DMC-704 | | DMC-798 | | DMC-304 | | DMC-307 |
| Backstitches: | | | | | | | | | | | | | |
| | DMC-702 | | DMC-798 | | DMC-304 | | | | | | | | |

Spring 2018 Mystery Back

Author: Magical525
Copyright: Copyright Magical525 2018
Website: <http://magicalquilts.blogspot.com>
Grid Size: 61W x 92H
Design Area: 3.17" x 4.88" (57 x 87 stitches)

Legend:

	[2]	DMC 741	tangerine - md Colour C	(72 stitches, 0.1 skeins)
	[2]	DMC 947	burnt orange Colour D	(20 stitches, 0.1 skeins)
	[2]	DMC 702	kelly green Colour A	(300 stitches, 0.1 skeins)
	[2]	DMC 704	chartreuse - br Colour B	(36 stitches, 0.1 skeins)
	[2]	DMC 798	delft blue - dk Colour F	(374 stitches, 0.1 skeins)
	[2]	DMC 304	Do NOT stitch!	(376 stitches, 0.1 skeins)
	[2]	DMC 307	lemon Colour E	(12 stitches, 0.1 skeins)

Backstitch Lines:

	DMC-702	kelly green Colour A	(3.77 inches, 0.1 skeins)		DMC-304	Do NOT stitch!	(12.38 inches, 0.1 skeins)
	DMC-798	delft blue - dk Colour F	(12.67 inches, 0.1 skeins)				

Welcome back for the back to the Spring Magical Mystery!

Feel free to put in the middle what you like - or leave it empty!

There are two Q's in the alphabet because I couldn't decide which one I liked most. I then decided that it actually doesn't matter what I like - it's what YOU like that matters. So if you need a Q then take your pick and enjoy!

First: The **red line** marks the area you will stitch **DO NOT STITCH THE RED LINES**

Then: The **blue lines** are the stitching lines for making a biscornu. If you are NOT stitching a biscornu you can also ignore these lines!

Have fun! I can't wait to see photo's of your finished works!

Please do leave a message on my blog, <http://magicalquilts.blogspot.com/>, or mention me on Twitter or Instagram with @magical525 if you make this as I'd love to see the results!

This pattern was given for your own personal use on <http://magicalquilts.blogspot.com/>. You may not sell this pattern, nor may you offer kits with this pattern. You may not sell embroideries made with this pattern, it was made for charitable or personal use only.

Please do not post this pattern to other sites but refer back to the blog post. This includes sites such as Instagram, Pinterest and Facebook! So for example saying "I stitched this and you can get the pattern here" with a link is allowed but saving the pattern and uploading it as a file to Facebook or Pinterest etc. is not. You may also not edit my pattern and then post it.

You may of course share your finished results where you like, it's just the pattern itself that may not be shared.