

Copyright Magical525 2019

Legend:

DMC-300 DMC-666 DMC-728 DMC-746 DMC-781 DMC-895

Backstitches:

DMC-300 DMC-310 DMC-746





French Knots:




DMC-310

25 x 25 for 2019 - December



Author: Magical525
Copyright: Copyright Magical525 2019
Website: <http://magicalquilts.blogspot.com>
Fabric: 14ct Aida / 28ct evenweave
Grid Size: 25W x 65H
Design Area: 1.79" x 4.64" (25 x 65 stitches)


Legend:

	[2]	DMC 300	mahogany - vy dk	(156 stitches, 0.1 skeins)
	[2]	DMC 310	black	(1 stitches, 0.1 skeins)
	[2]	DMC 666	christmas red - br	(50 stitches, 0.1 skeins)
	[2]	DMC 728	golden yellow	(56 stitches, 0.1 skeins)


	[2]	DMC 746	off white	(290 stitches, 0.1 skeins)
	[2]	DMC 781	topaz - vy dk	(192 stitches, 0.1 skeins)
	[2]	DMC 895	hunter green - vy dk	(104 stitches, 0.1 skeins)

Backstitch Lines:

	DMC-300	mahogany - vy dk	(0.29 inches, 0.1 skeins)
	DMC-310	black	(5.64 inches, 0.1 skeins)

	DMC-746	off white	(2.00 inches, 0.1 skeins)
---	---------	-----------	---------------------------

French Knots:

 DMC-310 black (1 French knots)

Welcome to the December 25 x 25 for 2019! Each month you get a new pattern that is 25 x 25 stitches.

As you can see there are two versions of the pattern included: One with window panes and the door outline stitched, and one without, so you get to choose which you prefer. Both have the tree trunk and the snow filled windowsills stitched with white.

There is one line of backstitch that is required: the trunk of the small tree. I suggest you do that as a single straight stitch with two strands of DMC 300.

The other backstitch lines can also be done as a straight stitch but they are optional, as is the french knot that I made as the doorhandle.

Please do leave a message on my blog, <http://magicalquilts.blogspot.com/>, mention @Magical525 on twitter or in the SAL Facebook group (linked in the top link) if you make this as I'd love to see the results! I use #25x25SAL as the tag on most social media.

This pattern was given for your own personal use on <http://magicalquilts.blogspot.com/>. You may not sell this pattern, nor may you offer kits with this pattern. You may not sell embroideries made with this pattern, it was made for personal use only.

Please do not post this pattern to other sites but refer back to the blog post. This includes sites such as Pinterest and Facebook! So for example saying "I stitched this and you can get the pattern here" with a link is allowed but saving the pattern and uploading it as a file to Facebook or Pinterest is not, nor is posting a photo of your stitching with the pattern showing.

You may of course share your finished results where you like, it's just the pattern itself that may not be shared