

Copyright Magical525 2018

- Legend:
- DMC-800
  DMC-809
  DMC-798
  DMC-820
  - Backstitches:
  DMC-666
  DMC-798
  DMC-701

# NYE Mystery Part 10




---

**Author:** Magical525  
**Copyright:** Copyright Magical525 2018  
**Website:** <http://magicalquilts.blogspot.com>  
**Grid Size:** 59W x 59H  
**Design Area:** 3.17" x 3.17" (57 x 57 stitches)

## Legend:

	[2]	DMC	800	delft blue - pl	(200 stitches, 0.1 skeins)		[2]	DMC	798	delft blue - dk	(260 stitches, 0.1 skeins)
	[2]	DMC	809	delft blue	(192 stitches, 0.1 skeins)		[2]	DMC	820	royal blue - vy dk	(217 stitches, 0.1 skeins)

## Backstitch Lines:

	DMC-666	DO NOT STITCH!	(12.22 inches, 0.1 skeins)
	DMC-798	delft blue - dk	(9.10 inches, 0.1 skeins)
	DMC-701	Only stitch if making a biscornu	(12.67 inches, 0.1 skeins)

Welcome to the tenth part of the NYE Mystery!

Now you get some back stitch - it's not much and if you really don't want to do it then by all means skip it. There are also some stitches in the centre using DMC 798 AND 809 - be careful where you put which colour!

First: The **red line** marks the area you will stitch **DO NOT STITCH THE RED LINES**

Then: The **green lines** are the stitching lines for making a biscornu. If you are NOT stitching a biscornu you can also ignore these lines!

To save on constantly starting and stopping thread it would be wise to just park the threads to one side till the next part or until you are sure you no longer need that colour.

Have fun and see you in 4 hours!

Please do leave a message on my blog, <http://magicalquilts.blogspot.com/>, or mention me on Twitter or Instagram with @magical525 if you make this as I'd love to see the results!

This pattern was given for your own personal use on <http://magicalquilts.blogspot.com/>. You may not sell this pattern, nor may you offer kits with this pattern. You may not sell embroideries made with this pattern, it was made for charitable or personal use only.

Please do not post this pattern to other sites but refer back to the blog post. This includes sites such as Instagram, Pinterest and Facebook! So for example saying "I stitched this and you can get the pattern here" with a link is allowed but saving the pattern and uploading it as a file to Facebook or Pinterest etc. is not. You may also not edit my pattern and then post it.

You may of course share your finished results where you like, it's just the pattern itself that may not be shared.