

Copyright Magical525 2018


- Legend:
- |  |         |  |         |  |         |  |         |
|--|---------|--|---------|--|---------|--|---------|
|  | DMC-800 |  | DMC-809 |  | DMC-798 |  | DMC-820 |
|--|---------|--|---------|--|---------|--|---------|
- Backstitches:
- |  |         |  |         |  |         |  |         |
|--|---------|--|---------|--|---------|--|---------|
|  | DMC-666 |  | DMC-798 |  | DMC-820 |  | DMC-701 |
|--|---------|--|---------|--|---------|--|---------|

# NYE Mystery Part 13





---

**Author:** Magical525  
**Copyright:** Copyright Magical525 2018  
**Website:** <http://magicalquilts.blogspot.com>  
**Grid Size:** 59W x 59H  
**Design Area:** 3.17" x 3.17" (57 x 57 stitches)

## Legend:

	[2]	DMC	800	delft blue - pl	(304 stitches, 0.1 skeins)		[2]	DMC	798	delft blue - dk	(372 stitches, 0.1 skeins)
	[2]	DMC	809	delft blue	(320 stitches, 0.1 skeins)		[2]	DMC	820	royal blue - vy dk	(217 stitches, 0.1 skeins)

## Backstitch Lines:

	DMC-666	DO NOT STITCH!	(12.22 inches, 0.1 skeins)
	DMC-798	delft blue - dk	(9.10 inches, 0.1 skeins)
	DMC-820	royal blue - vy dk	(2.72 inches, 0.1 skeins)
	DMC-701	Only stitch if making a biscornu	(12.67 inches, 0.1 skeins)

Welcome to the thirteenth part of the NYE Mystery!

This time you get to change those light blue flowers in the border into a border line using DMC 800.

First: The **red line** marks the area you will stitch **DO NOT STITCH THE RED LINES**

Then: The **green lines** are the stitching lines for making a biscornu. If you are NOT stitching a biscornu you can also ignore these lines!

To save on constantly starting and stopping thread it would be wise to just park the threads to one side till the next part or until you are sure you no longer need that colour.

Have fun and see you in 4 hours!

Please do leave a message on my blog, <http://magicalquilts.blogspot.com/>, or mention me on Twitter or Instagram with @magical525 if you make this as I'd love to see the results!

This pattern was given for your own personal use on <http://magicalquilts.blogspot.com/>. You may not sell this pattern, nor may you offer kits with this pattern. You may not sell embroideries made with this pattern, it was made for charitable or personal use only.

Please do not post this pattern to other sites but refer back to the blog post. This includes sites such as Instagram, Pinterest and Facebook! So for example saying "I stitched this and you can get the pattern here" with a link is allowed but saving the pattern and uploading it as a file to Facebook or Pinterest etc. is not. You may also not edit my pattern and then post it.

You may of course share your finished results where you like, it's just the pattern itself that may not be shared.