

Copyright Magical525 2019

Legend:









- |  |         |  |         |  |          |  |          |
|--|---------|--|---------|--|----------|--|----------|
|  | DMC-153 |  | DMC-369 |  | DMC-819  |  | DMC-3756 |
|  | DMC-211 |  | DMC-445 |  | DMC-3713 |  | DMC-3811 |

# Spring 2019 Mystery SAL - Part 13

---

**Author:** Magical525  
**Copyright:** Copyright Magical525 2019  
**Website:** <http://magicalquilts.blogspot.com>  
**Fabric:** 14ct Aida / 28ct evenweave  
**Grid Size:** 55W x 55H  
**Design Area:** 3.93" x 3.93" (55 x 55 stitches)

## Legend:

 [2] DMC 153 violet - vy lt (56 stitches, 0.1 skeins)	 [2] DMC 819 baby pink - lt (104 stitches, 0.1 skeins)
 [2] DMC 211 lavender - lt (48 stitches, 0.1 skeins)	 [2] DMC 3713 salmon -vy lt (84 stitches, 0.1 skeins)
 [2] DMC 369 pistachio green - vy lt (400 stitches, 0.2 skeins)	 [2] DMC 3756 baby blue - ul vy lt (124 stitches, 0.1 skeins)
 [2] DMC 445 lemon - lt (189 stitches, 0.1 skeins)	 [2] DMC 3811 turquoise - vy lt (272 stitches, 0.1 skeins)

Welcome to the thirteenth part of the Spring Mystery SAL 2019!

This time you get to add the second pink at last! Both in the corners to complete the flowers there and in the corners between the purple flowers.

To save on constantly starting and stopping thread it would be wise to just park the threads to one side till the next part or until you are sure you no longer need that colour.

Have fun and see you in 4 hours!

Please do leave a message on my blog, <http://magicalquilts.blogspot.com/>, or mention me on Twitter or Instagram with @magical525 if you make this as I'd love to see the results!

This pattern was given for your own personal use on <http://magicalquilts.blogspot.com/>. You may not sell this pattern, nor may you offer kits with this pattern. You may not sell embroideries made with this pattern, it was made for charitable or personal use only.

Please do not post this pattern to other sites but refer back to the blog post. This includes sites such as Instagram, Pinterest and Facebook! So for example saying "I stitched this and you can get the pattern here" with a link is allowed but saving the pattern and uploading it as a file to Facebook or Pinterest etc. is not. You may also not edit my pattern and then post it.

You may of course share your finished results where you like, it's just the pattern itself that may not be shared.