

Copyright Magical525 2019









Legend:

- | | | | | | | | |
|--|---------|--|---------|--|----------|--|----------|
| | DMC-153 | | DMC-369 | | DMC-819 | | DMC-3756 |
| | DMC-211 | | DMC-445 | | DMC-3713 | | DMC-3811 |

Spring 2019 Mystery SAL - Part 14

Author: Magical525
Copyright: Copyright Magical525 2019
Website: <http://magicalquilts.blogspot.com>
Fabric: 14ct Aida / 28ct evenweave
Grid Size: 55W x 55H
Design Area: 3.93" x 3.93" (55 x 55 stitches)

Legend:

	[2]	DMC	153	violet - vy lt	(56 stitches, 0.1 skeins)		[2]	DMC	819	baby pink - lt	(104 stitches, 0.1 skeins)
	[2]	DMC	211	lavender - lt	(48 stitches, 0.1 skeins)		[2]	DMC	3713	salmon -vy lt	(84 stitches, 0.1 skeins)
	[2]	DMC	369	pistachio green - vy lt	(492 stitches, 0.2 skeins)		[2]	DMC	3756	baby blue - ul vy lt	(124 stitches, 0.1 skeins)
	[2]	DMC	445	lemon - lt	(189 stitches, 0.1 skeins)		[2]	DMC	3811	turquoise - vy lt	(272 stitches, 0.1 skeins)

Welcome to the fourteenth part of the Spring Mystery SAL 2019!

This is the last part of the front of the embroidery - you will finish it by adding all the green in the empty area between the central flowers and the border flowers.

The next part of the mystery will be the back for a pincushion, ornament or biscornu.

Have fun and see you in 4 hours!

Please do leave a message on my blog, <http://magicalquilts.blogspot.com/>, or mention me on Twitter or Instagram with @magical525 if you make this as I'd love to see the results!

This pattern was given for your own personal use on <http://magicalquilts.blogspot.com/>. You may not sell this pattern, nor may you offer kits with this pattern. You may not sell embroideries made with this pattern, it was made for charitable or personal use only.

Please do not post this pattern to other sites but refer back to the blog post. This includes sites such as Instagram, Pinterest and Facebook! So for example saying "I stitched this and you can get the pattern here" with a link is allowed but saving the pattern and uploading it as a file to Facebook or Pinterest etc. is not. You may also not edit my pattern and then post it.

You may of course share your finished results where you like, it's just the pattern itself that may not be shared.