







Copyright Magical525 2019







Legend:

-  DMC-153
-  DMC-369
-  DMC-445
-  DMC-3713
-  DMC-3756
-  DMC-3811

Spring 2019 Mystery SAL - Part 6

Author: Magical525
Copyright: Copyright Magical525 2019
Website: <http://magicalquilts.blogspot.com>
Fabric: 14ct Aida / 28ct evenweave
Grid Size: 55W x 55H
Design Area: 3.93" x 3.93" (55 x 55 stitches)

Legend:

 [2] DMC 153 violet - vy lt (56 stitches, 0.1 skeins)	 [2] DMC 3713 salmon -vy lt (84 stitches, 0.1 skeins)
 [2] DMC 369 pistachio green - vy lt (240 stitches, 0.1 skeins)	 [2] DMC 3756 baby blue - ul vy lt (32 stitches, 0.1 skeins)
 [2] DMC 445 lemon - lt (81 stitches, 0.1 skeins)	 [2] DMC 3811 turquoise - vy lt (116 stitches, 0.1 skeins)

Welcome to the sixth part of the Spring Mystery SAL 2019!

Having recovered from the onslaught of many colours last time you get some more now too! First the darker blue is *still* showing up - this time nestled into the outer yellow lines. Then you get a new colour showing up too - the first of the pinks! You get to add some on each corner.

To save on constantly starting and stopping thread it would be wise to just park the threads to one side till the next part or until you are sure you no longer need that colour.

Have fun and see you in 4 hours!

Please do leave a message on my blog, <http://magicalquilts.blogspot.com/>, or mention me on Twitter or Instagram with @magical525 if you make this as I'd love to see the results!

This pattern was given for your own personal use on <http://magicalquilts.blogspot.com/>. You may not sell this pattern, nor may you offer kits with this pattern. You may not sell embroideries made with this pattern, it was made for charitable or personal use only.

Please do not post this pattern to other sites but refer back to the blog post. This includes sites such as Instagram, Pinterest and Facebook! So for example saying "I stitched this and you can get the pattern here" with a link is allowed but saving the pattern and uploading it as a file to Facebook or Pinterest etc. is not. You may also not edit my pattern and then post it.

You may of course share your finished results where you like, it's just the pattern itself that may not be shared.