





Legend:

-  DMC-445
-  DMC-307
-  DMC-368
-  DMC-320

Spring Mystery 2020 - Part 4

Author: Magical525
Copyright: Copyright Magical525 2020
Website: <http://MagicalQuilts.blogspot.com>
Grid Size: 56W x 56H
Design Area: 4.00" x 4.00" (56 x 56 stitches)

Legend:

 [2] DMC 445 lemon - lt (32 stitches, 0.1 skeins)	 [2] DMC 368 pistachio green - lt (152 stitches, 0.1 skeins)
 [2] DMC 307 lemon (28 stitches, 0.1 skeins)	 [2] DMC 320 pistachio green - md (356 stitches, 0.1 skeins)

Welcome to the fourth part of the Spring Mystery SAL 2020!

This time:

Dark green L shapes have been added in the area between the border and the centre.

Check the side border bits for a few light green stitches.

Light and dark yellow squares have been added to the centre.

Have fun and see you on April 10th for the start of the mystery proper!

Please do leave a message on my blog, <http://MagicalQuilts.blogspot.com/>, mention @Magical525 on twitter or in the SAL Facebook group (linked in the top link) if you make this as I'd love to see the results! I use #SpringMysterySAL as the tag on most social media.

This pattern was given for your own personal use on <http://MagicalQuilts.blogspot.com/>. You may not sell this pattern, nor may you offer kits with this pattern. You may not sell embroideries made with this pattern, it was made for personal use only.

Please do not post this pattern to other sites but refer back to the blog post on <https://MagicalQuilts.blogspot.com>. This includes sites such as Pinterest and Facebook! So for example saying "I stitched this and you can get the pattern here" with a link is allowed but saving the pattern and uploading it as a file to Facebook or Pinterest is not, nor is posting a photo of your stitching with the pattern showing.

If you downloaded this pattern via a link on any other site than <https://MagicalQuilts.blogspot.com> then you downloaded a stolen copy of my pattern.

You may of course share your finished results where you like, it's just the pattern itself that may not be shared

light and dark green in the border corners

also check the side blocks for light green

light yellow to add to the #