





Copyright Magical525 2018

  DMC-820      DMC-415

# 2018 Weavers Tapestry Band Sampler - Part 2

---

**Author:** Magical525  
**Copyright:** Copyright Magical525 2018  
**Website:** <http://magicalquilts.blogspot.com>  
**Grid Size:** 143W x 20H  
**Design Area:** 10.21" x 1.43" (143 x 20 stitches)

## Legend:

 [2] DMC 820 royal blue - vy dk (403 stitches, 0.2 skeins)  [2] DMC 415 Previously stitched area (677 stitches, 0.3 skeins)

Welcome to the second part of the Weavers Tapestry Band Sampler SAL!

I hope you have had time to stitch at least the top of the border before today as that will help with placement.

## Notes:

- I have made the pattern so it fits on a single page for the pattern and a single page for the notes. This time it's in it's entirety and rotated to landscape mode - I would advise against printing this in portrait mode.
- The light grey/diamond symbol is the border and last week's pattern
- The blue/X symbol is this week's section of pattern, I did it like this so you can colour in where you want what colour should you choose to use more colours.

Please do leave a message on my blog, <http://magicalquilts.blogspot.com/> , mention @Magical525 on twitter or in the Weavers Tapestry Band Sampler SAL Facebook group (linked in the top link - please answer the questions to be admitted to the group) if you make this as I'd love to see the results! I use #WTBSS and #weaverstapestrybandsamplersal as the tags on most social media.

This pattern was given for your own personal use on <http://magicalquilts.blogspot.com/> . You may not sell this pattern, nor may you offer kits with this pattern. You may not sell embroideries made with this pattern, it was made for personal use only.

Please do not post this pattern to other sites but refer back to the blog post. This includes sites such as Pinterest and Facebook! So for example saying "I stitched this and you can get the pattern here" with a link is allowed but saving the pattern and uploading it as a file to Facebook or Pinterest is not, nor is posting a photo of your stitching with the pattern showing.

You may of course share your finished results where you like, it's just the pattern itself that may not be shared.